



DataCamp Platform User Guide

Higher School of Communication of Tunis
SUP'COM

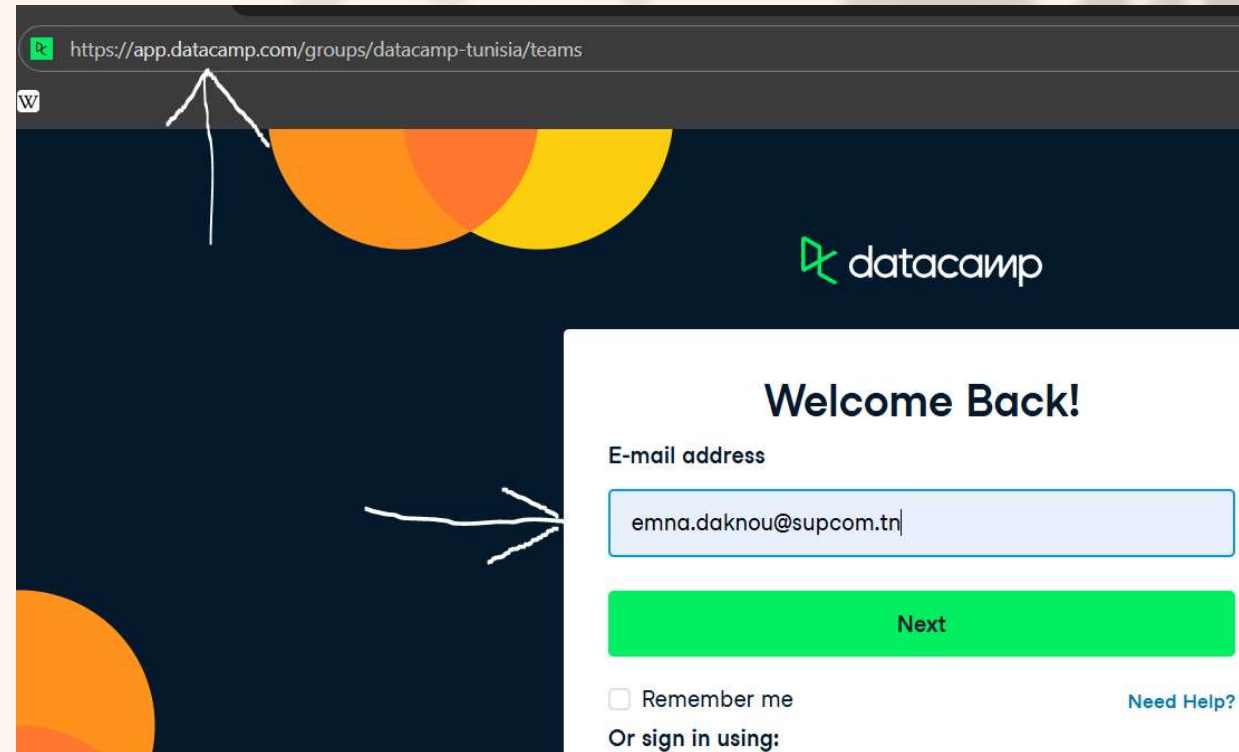
Seek knowledge from the cradle to the grave

Activate Your Account

* To access to the Datacamp group that is reserved for memebers of SUP'COM, please use this link :

<https://app.datacamp.com/groups/datacamp-tunisia>

- Use your mail address that has the domain **@supcom.tn** to activate your account
- If you have already a Datacamp account with this mail, you can access it throught the link provided below. Otherwise, you have to create a new Datacamp account



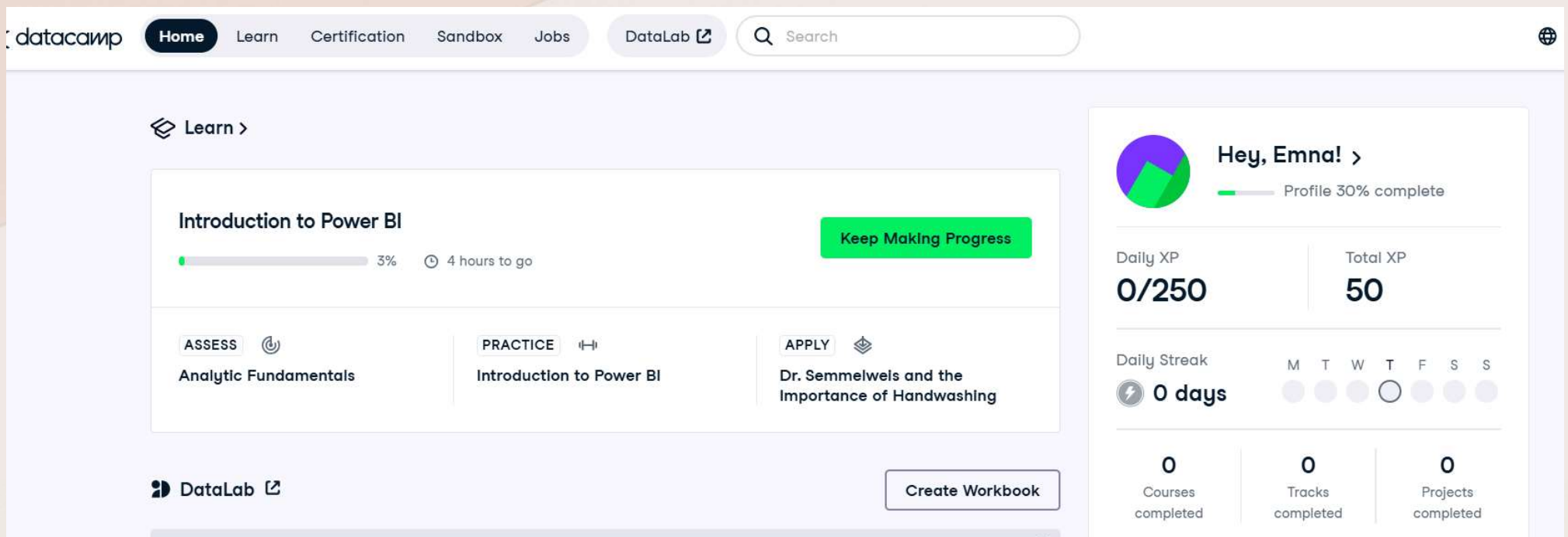
The screenshot shows a web browser window with the URL <https://app.datacamp.com/groups/datacamp-tunisia/teams> in the address bar. A handwritten white arrow points from the text in the first list item to this URL. The page features the Datacamp logo in the top right corner. Below the logo, a white box contains the heading "Welcome Back!". Underneath the heading is the label "E-mail address" followed by a text input field containing the email address "emna.daknou@supcom.tn". A second handwritten white arrow points from the text in the second list item to this input field. Below the input field is a large green button labeled "Next". At the bottom of the white box, there is a checkbox labeled "Remember me" and a link labeled "Need Help?". Below the white box, the text "Or sign in using:" is visible.

DataCamp features

- DataCamp provides a variety of e-learning services
- DataCamp now has six hubs that provide you with a seamless experience navigating our platform:
 - Home
 - Learn
 - Certification
 - Sandbox
 - DataLab
 - Jobs

Hub 1 : Home

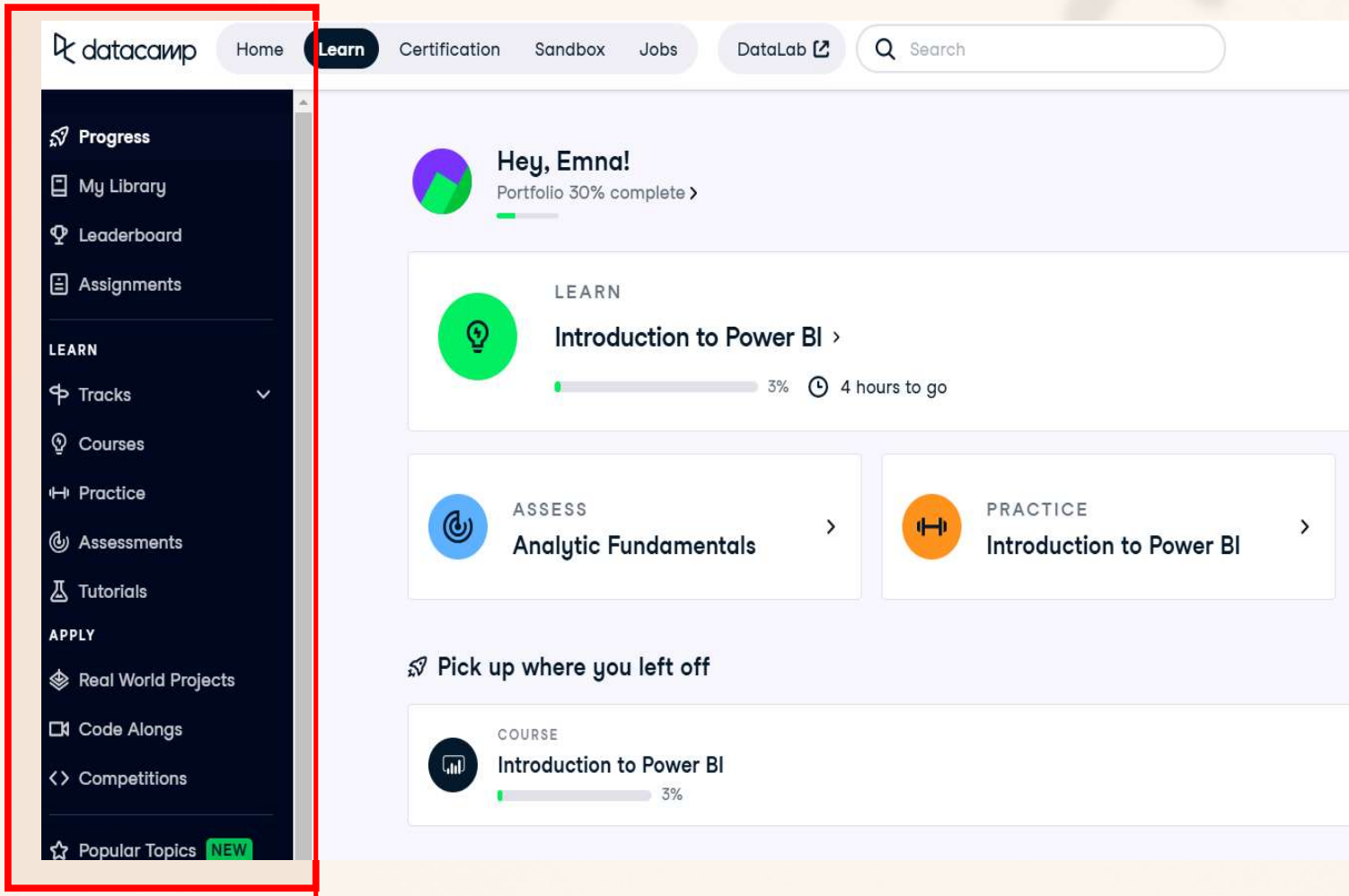
You click on the Tab « Home »



- DataCamp's Home Hub provides a centralized page where you can see your profile information, group assignments, Certification, DataLab, and Recruit in one place.

Hub 2 : Learn

You click on the Tab « Learn »



DataCamp's Learn Hub is your centralized location for DataCamp's courses, projects, tracks, assessments, practice, and additional content.

Hub 2 : Learn

Learn Certification Sandbox Jobs DataLab

Q Search

Hey, Emna!
Portfolio 30% complete >

LEARN
Introduction to Power BI
3%

ASSESS
Analytic Fundamentals

Pick up where you left off

TOP SEARCHES

- Q sql
- Q python
- Q r
- Q power bi
- Q excel
- Q tableau
- Q artificial intelligence
- Q machine learning
- Q azure
- Q aws
- Q pandas

You can look for the courses you need using the “**search**” field

Hub 3 : DataLab

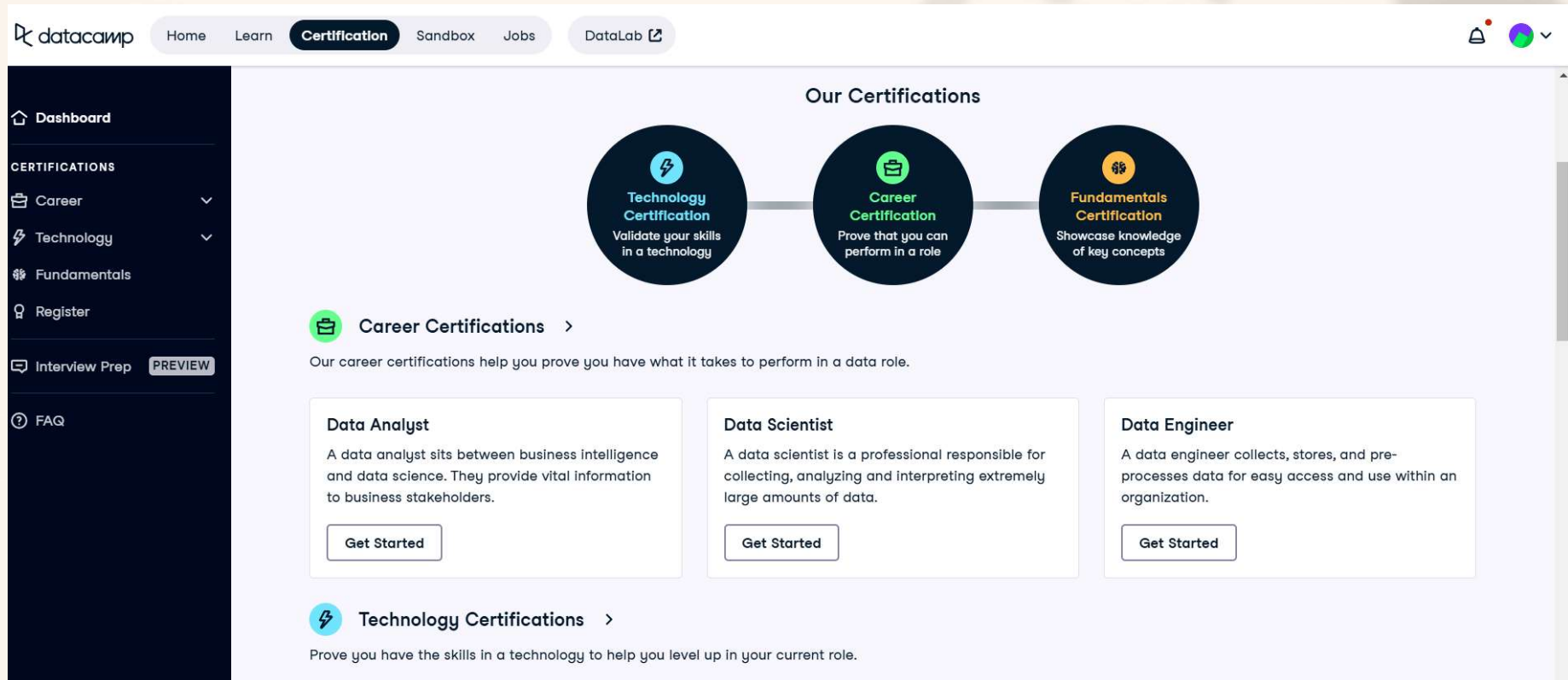
You click on the Tab « DataLab» that is located in the main page



- DataLab is a cloud-based tool offered by DataCamp that allows users to analyze data, collaborate, and create analytics using over 60 datasets and models. It is powered by artificial intelligence, making everyday data science tasks easier.
- You can create your own notebooks

Hub 4 : Certification

You click on the Tab « Certification »

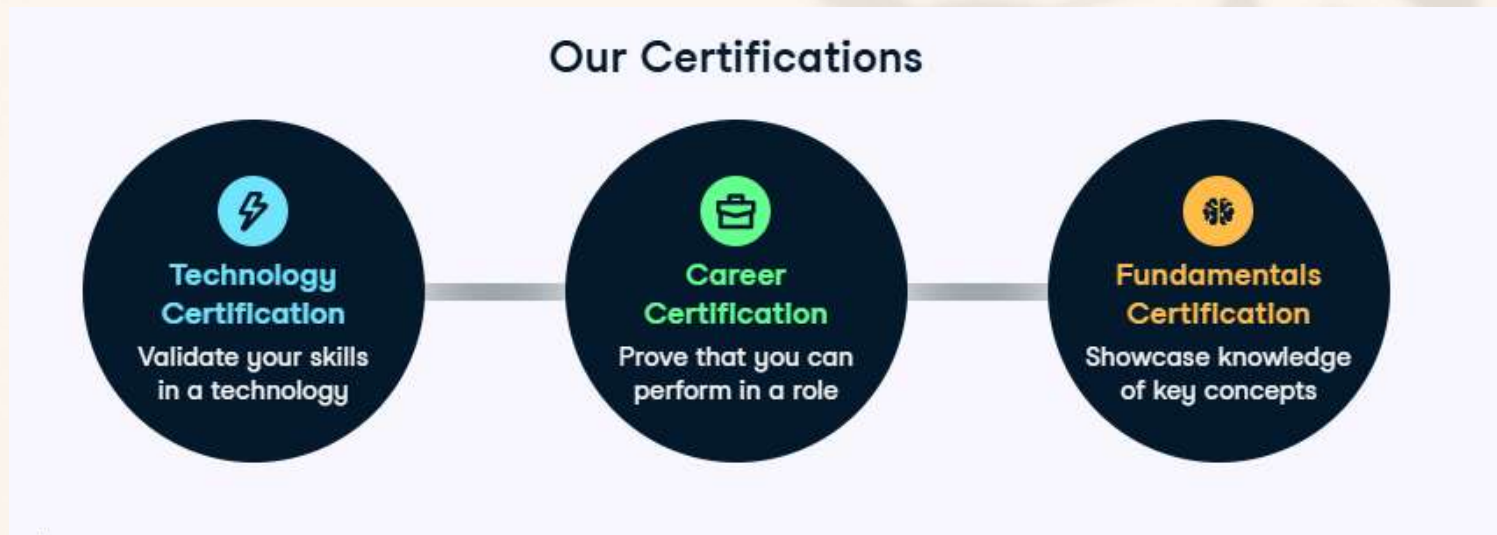


The screenshot shows the DataCamp website's 'Certification' tab. The top navigation bar includes 'Home', 'Learn', 'Certification' (active), 'Sandbox', 'Jobs', and 'DataLab'. The left sidebar lists 'Dashboard', 'CERTIFICATIONS' (with sub-items: Career, Technology, Fundamentals, Register), 'Interview Prep' (with a 'PREVIEW' button), and 'FAQ'. The main content area is titled 'Our Certifications' and features three circular icons: 'Technology Certification' (lightning bolt), 'Career Certification' (briefcase), and 'Fundamentals Certification' (gears). Below these, the 'Career Certifications' section is highlighted, with a description: 'Our career certifications help you prove you have what it takes to perform in a data role.' It lists three roles: 'Data Analyst' (described as sitting between business intelligence and data science), 'Data Scientist' (described as responsible for collecting, analyzing, and interpreting large amounts of data), and 'Data Engineer' (described as collecting, storing, and pre-processing data). Each role has a 'Get Started' button. The 'Technology Certifications' section is partially visible below, with the description: 'Prove you have the skills in a technology to help you level up in your current role.'

- DataCamp Certification is **an official recognition** that you've achieved the required skill level as a Data Scientist, Data Analyst, or Data Engineer.

Hub 4 : Certification

- DataCamp Certifications assess and validate your proficiency in the core competencies that the industry requires.
- There are three categories of certifications as shown in this image:



Hub 4 : Certification

- Not all certifications are free !!!!
- So, we are showing you the list of certifications that are free (included in our partnership)

Data Analyst

A data analyst sits between business intelligence and data science. They provide vital information to business stakeholders.

[Get Started](#)

Data Scientist

A data scientist is a professional responsible for collecting, analyzing and interpreting extremely large amounts of data.

[Get Started](#)

Data Engineer

A data engineer collects, stores, and pre-processes data for easy access and use within an organization.

[Get Started](#)



SQL Associate Certification

[Created by DataCamp](#)

The SQL Associate certification measures entry-level skills in data management and exploratory analysis using SQL. Requirements include one 60-minute exam and a practical exam.

[Get Started](#)



Python Data Associate Certification

[Created by DataCamp](#)

The Python Data Associate certification measures entry-level skills in data management and exploratory analysis using Python. Requirements include one 60-minute exam and a practical exam.

[Get Started](#)



Data Literacy

This Certification is a great place to start if you're new to data! Show you know your way around analytic fundamentals and data visualization theory.

[Get Started](#)



AI Fundamentals

This Certification is designed for individuals new to Artificial Intelligence (AI) or seeking to enhance their knowledge. It covers essential AI concepts including the difference between different AI domains, making use of Generative AI ethics.

[Get Started](#)

Hub 4 : Certification

- There are some certifications available with discounts through our partnership.



Exam PL-300: Microsoft Power BI Data Analyst

ⓘ Partner Certification

⚡ 50% off Microsoft Exam

This exam measures your ability to accomplish the following technical tasks in Power BI: prepare the data; model the data; visualize and analyze the data; and deploy and maintain assets.

Get Started

50% discount



Microsoft Azure Fundamentals

ⓘ Partner Certification

⚡ 50% off Microsoft Exam

This exam measures your knowledge of cloud concepts and Azure Architectural components such as computing, networking, and storage.

Get Started

50 % discount



GitHub Foundations Certification

ⓘ Partner Certification

⚡ 75% off GitHub Exam

This exam validates your foundational knowledge of GitHub, including version control, repository management, collaboration workflows, and basic Git operations.

Get Started

75 % discount

Hub 5 : Sandbox

You click on the Tab « Sandbox» that is located in the main page

- DataCamp Sandbox provides simple, low-risk environments for practicing Cloud, Data Warehouse, Business Intelligence, and AI tools without any set-up. Each session starts with a clean slate, offering a secure, controlled space for experimentation and exploration.

Sandbox

DataCamp Sandbox provides simple, low-risk environments for practicing Cloud, Data Warehouse, Business Intelligence, and AI tools without any set-up. Each session starts with a clean slate, offering a secure, controlled space for experimentation and exploration.

① Credits remaining

500 / 500

✓ Zero environment set-up ✓ Secure ✓ Zero infrastructure cost ✓ Great for practice

Pick up where you left off

Your sandbox closed unexpectedly. Open the Sandbox to continue.

ACTIVE SANDBOX

Power BI

Continue

Business Intelligence

Discover insights within the data and create interactive reports using Microsoft Power BI or Tableau. Practice with sample data sets and utilize our AI assistant for additional scenarios.

SANDBOX

Power BI

1 minute = 30 credits

Practice data visualization and analytics in the Power BI Sandbox by building real-time dashboards. With ready datasets and challenges, you'll gain hands-on experience turning data into actionable insights.

Continue

SANDBOX

1 minute = 30 credits

Power BI

Practice data visualization and analytics in the Power BI Sandbox by building real-time dashboards. With ready datasets and challenges, you'll gain hands-on experience turning data into actionable insights.

Continue

SANDBOX

1 minute = 30 credits

Tableau

Sharpen your data storytelling in the Tableau Sandbox by creating dashboards and uncovering insights. With curated datasets and challenges, you'll gain expertise in turning data into impactful narratives.

Open Sandbox